


[Homepage](#)[Courses](#)[User stories](#)[Find out more](#)[Contact Us](#)

Flexible Solutions

As soon as you have created your **MyEnglishLab** course, students can register and practise where and when they want!

[Click here to find out more](#)

MyEnglishLab Online Kayıt Kılavuzu

www.myenglishlab.com

2011

Enriched Learning

MyEnglishLabs provide a range of interactive activities that help to motivate and engage learners.

Want to know more? [Click Here](#)


User Stories

Discover how teachers around the world have used **MyEnglishLab** to improve the learning experience of their students

[Click here](#)

Available Courses

See the full range of English language courses that have **MyEnglishLab**




Coming Soon
Click [here](#) to find out more.

Find out more...

about blended learning and **MyEnglishLab**

Register for an online presentation

[Click here](#)

Download a copy of our Brochure 

New users register here

Register



Existing users log-in here

Login

- Kayıt işlemine başlamak için sayfada yer alan **Register** butonuna tıklayınız.

[Homepage](#)[Courses](#)[User stories](#)[Find out more](#)[Contact Us](#)

Existing MyEnglishLab is currently available with the following products:




Academic Connections

Academic Connections is a four-level integrated skills course designed for students preparing for academic study as well standardised tests such as the TOEFL iBT®

[Course Info](#)[Register](#) / [Login](#)


Language Leader

Language Leader is a thought-provoking five level course ideal for more serious minded students who need English for their future studies.

[Course Info](#)[Register](#) / [Login](#)

New Cutting Edge

New Cutting edge is the best-selling adult course known worldwide for its practical approach to task-based learning.


[Course Info](#)[Register](#) / [Login](#)

North Star 3rd Edition

North Star motivates students to achieve their academic as well as personal language goals. It provides two strands Reading and Writing and Listening and Speaking

[Course Info](#)[Register](#) / [Login](#)

•Satin aldığınız ürünümüzün yanında bulunan **Register** / **Login** butonuna tıklayınız.

[Homepage](#)[Courses](#)[User stories](#)[Find out more](#)[Contact Us](#)

Language Leader

[MyLanguageLeaderLab](#) is an online component for your Language Leader course. Use the code provided with your course book to register. If you are an existing user you can also log in [here](#).

[Before you register ensure your computer is ready to use MyEnglishLab. Click here.](#)



Use the code provided with your course book to register

Register



[Como registrar su codigo de acceso](#)

Login

Frequently asked Questions 

For support using this product please contact:

www.pearsoneltsupport.com

- Açılan bu sayfa aynı zamanda ürününüzün kendi sayfasıdır. Sayfadaki **Register** butonuna tıklayınız.

The personal information that I use with a Pearson Education online learning system can include my name and contact information, my answers to questions that are part of the course, my marks on tests or other course requirements, and any comments about me made by my instructor.

Privacy Policy



Pearson Education Privacy Statement

Pearson Education ("Pearson") recognizes the importance of protecting the privacy of Personally Identifiable Information about you as a user of our online learning applications, websites and educational evaluation tools ("applications"). Follows is an overview of Pearson's Privacy Policy which is wholly contained within the [Pearson End-User License and Privacy Agreement](#) to which end users consent when registering for a Pearson application.

Information considered by Pearson to be Personally Identifiable Information ("PII") is: your full name, address,

License Agreement



Pearson End-User License and Privacy Agreement

Please print and keep a copy of this End-User License and Privacy Agreement ("Agreement"). Use of this Website constitutes acceptance of this Agreement. If you do not agree to abide by the terms and conditions of this Agreement, please do not register for this Website.

Pearson may change any of the terms in this Agreement at any time. Changes will become effective upon posting. If you do not choose to accept the changes to the terms of this Agreement, you may cancel your access

I Decline

I Accept ▶

- Açılan bu sayfada kullanıcı sözleşmesi bulunmaktadır. Onaylamak için **I Accept** butonunu tıklayınız.

Access Information

*Fields are required [Video Tutorial](#)  [Help](#) Do you have a Pearson Education account?  Yes

*Login Name

support.turkey

*Password

[Forgot your Login Name/Password?](#) No Not SureAccess Code 

Enter your access code.

* Access Code

ESSMLL - CLINK - STAYS - SPINA - MINOT - ADOWA

 [Switch to a single box for pasting your access code](#)

Example

SIMPLE-FRILL-TONLE-WEIRS-CHOIR-FLEES

Cancel

Next 

•Eğer daha önceden Pearson Online ürünü kullanmışsanız, **Yes** seçeneğini işaretleyerek kullanıcı adı ve şifrenizi giriniz. Eğer kullanıcı adı ve şifrenizi hatırlamıyorsanız **Forgot your Login Name/Password?** bağlantısını tıklayınız.

•Access Code alanına satın aldığınız ürünün içinden çıkacak olan kodu doğru şekilde yazıp **Next** butonunu tıklayınız.

Access Information

* Fields are required [Video Tutorial](#)  [Help](#) Do you have a Pearson Education account?  Yes No

* Create a Login Name

[Check Availability](#)

It is recommended that you use your email address. It must be at least four characters. [See acceptable characters.](#)

Create a login name and password. Choose something that is easy to remember.

* Create a Password

Strength: Good

Create a password. It must be at least 8 characters with at least one letter and one number. [See acceptable characters.](#)

Your password cannot be the same as your login name.

* Re-type your Password

 Not SureAccess Code 

Enter your access code.

* Access Code

 - - - - - [Switch to a single box for pasting your access code](#)

Example

SIMPLE-FRILL-TONLE-WEIRS-CHOIR-FLEES

[Cancel](#)[Next](#) 

• İlk defa bir Pearson Online ürünü kullanacaksanız, **No** seçeneğini işaretleyerek bir giriş ismi (**login name**) ve şifre (**password**) oluşturunuz. Şifreniz en az 8 karakter uzunluğunda, bir harf ve bir rakam içermek durumundadır.

• Access Code alanına satın aldığınız ürünün içinden çıkacak olan kodu doğru şekilde yazıp **Next** butonunu tıklayınız.

PEARSON Steps to Register

Access Information Account Information Confirmation & Summary

Account Information

* Fields are required [Video Tutorial](#) [Help](#) ?

MyLanguageLeaderLab, Intermediate (Student Access)

Personal Information ?

* First Name * Last Name

* Email Address

Enter a valid email address. [See acceptable characters.](#)
[Don't have an email address?](#)

* Re-type Your Email Address

Instructors might send course information to your email address. Important subscription and system information will also be sent to you.

- Bu aşamada kişisel bilgilerinizi gireceksiniz. Adınızı, Soyadınızı ve E-Posta adresinizi Türkçe karakter kullanmadan ilgili alanlara yazınız.

School Location

* School Country
Turkey

* School Name
Select Your School
100 Yil University
19 Mayıs University
AREL University
Abant İzzet Baysal University
Adnan Menderes University
Akdeniz University
Alfred University
Anadolu University
Ankara University
Ataturk University
Atilim University
BILKENT UNIVERSITY
Bahcesehir University
Balikesir University
Baskent University
Beykent University
Bilgi University
Bogazici University
Canakkale University
Cankaya University
Celal Bayar University
Cukurova University
Dogus University

Security Question

If you contact us, we will ask you this question to confirm your identity.

* Security Question
What is my account security hint?

* Your Answer
pearson

May we contact you?

Let me know about other Pearson Education products and services to help me succeed.

Back Cancel Next

•Bu aşamada ülke bilgisinden **Turkey**, aşağıdaki listeden de okulunuzu seçiniz. Eğer okulunuz listede bulunmuyorsa, **Other** seçerek açılan metin kutularına okulunuzun adını ve bulunduğu şehri yazınız.

•Güvenlik sorusu alanını da doldurarak **Next** butonuna tıklayınız.

PEARSON Steps to Register

✓ Access Information ✓ Account Information ● Confirmation & Summary

Confirmation & Summary [Print This Page](#)

You have subscribed to a Pearson Education online product. Please [print this page](#) as your receipt. You will also receive a confirmation email for your records.

You now have access to... ?

MyLab Courses

[Log In Now](#)

If you need to review or edit your account information, visit your [Account Summary](#) page.

Role: Student	Account ID: 36639624
Expiration Date: Dec 7, 2012	Order ID: 74149073
Section or Module: MyLanguageLeaderLab, Intermediate	Login Name: support.turkey

About Your Transaction ?

If you have any problems logging into or using this site, please contact [Customer Technical Support](#). If you need to review or edit your account information, visit your [Account Summary](#) page.

Transaction Date: Wed Dec 07 12:05:44 EST 2011
Order ID: 74149073
Email Address: support.turkey@pearson.com

- Tebrikler! Kayıt aşamasının sonuna geldiniz. Bu ekranda kayıt işlemi gerçekleştirdiğiniz Pearson Online ürününü, kullanıcı adı ve e-posta adresinizi görebilirsiniz.
- Kayıt işlemi bitirdiğinizde yazmış olduğunuz e-posta adresine, içinde sisteme giriş bilgilerinizin yer aldığı bir e-posta gönderilecektir. Bu postayı saklamanızı öneririz.
- Şimdi ürünü kullanmaya başlayabilirsiniz.

MyEnglishLab

Homepage Courses User stories Find out more Contact Us

Informed teaching
When your students are using MyEnglishLab, you instantly have access to a wide range of useful diagnostic tools.
Want to know more? [Click Here](#)

User Stories
Discover how teachers around the world have used MyEnglishLab to improve the learning experience of their students
[Click here](#)

Available Courses
See the full range of English language courses that have MyEnglishLab

Coming Soon
[Click here](#) to find out more.

Find out more...
about blended learning and MyEnglishLab
Register for an online presentation
[Click here](#)
Download a copy of our Brochure 

New users register here
[Register](#)

Existing users log-in here
[Login](#)

COPYRIGHT © 2011 PEARSON EDUCATION PEARSONELT.COM TERMS & CONDITIONS PRIVACY POLICY

ALWAYS LEARNING PEARSON

•Sisteme giriş yapmak için ürününüzün kendi sitesini açınız. Tüm ürünlere erişmek için ise www.myenglishlab.com adresini açınız. Açtığınız sitede **Login** butonunu tıklayınız.

MyEnglishLab

Homepage Courses User stories Find out more Contact Us

Language Leader

MyLanguageLeaderLab is an online component for your Language Leader course. Use the code provided with your course book to register. If you are an existing user you can also log in [here](#).


[Before you register ensure your computer is ready to use MyEnglishLab. Click here.](#)

Use the code provided with your course book to register

[Register](#)

Como registrar su código de acceso

[Login](#)

Frequently asked Questions 

For support using this product please contact:
www.pearsoneltsupport.com

- Açmış olduğunuz sayfada, ilk olarak tarayıcı ayarlarının yapılması gerekmektedir. Bunun için, **Before you register ensure your computer is ready to use MyEnglishLab Click here** bağlantısına tıklayınız. Gereksinimleri tamamladığınızda **Login** butonuna tıklayınız.

Welcome to Pearson Education's assessment management and learning platform.

If you have already registered, enter your Login Name and Password in the box on the right, and then click Login.

If you have not registered before, click the link below to verify your computer meets the system and browser requirements:

[System and Browser Requirements](#)

To register for the first time, click on the *Click here to register* link, below the login box on the right, and follow the provided instructions.

For product support, contact Technical Support at: 247.support.pearsoned.com

 Enter Your Login Name and Password

Login Name	<input type="text" value="support.turkey"/>	*
Password	<input type="password" value="*****"/>	*
<input type="button" value="Login"/>		
Forgot your Login Name or Password?		

 [Click here to register](#)

Powered by 
[Privacy Policy](#) | [License Agreement](#)
© 2006 Pearson Education, Inc.

- Sisteme kolay erişim sağlamak için bu sayfayı tarayıcınızda **sık kullanılanlara** ekleyebilirsiniz.
- Giriş adı(**Login Name**) ve şifrenizi(**Password**) yazarak **Login** butonuna tıklayınız.

 This product does not support the web browser you are using. To log in you must use one of the supported browsers. For a list of supported browsers, click the system and browser requirements link below.

- Unutmayın, sistemimiz Microsoft Windows işletim sisteminde **Internet Explorer**, MacOSX işletim sisteminde **Safari** tarayıcılarıyla kullanılmalıdır. Diğer tarayıcılarda yukarıdaki hata mesajı görüntülenecek ve siteye giriş yapılamayacaktır.

The screenshot shows a web interface for Pearson Education. At the top, there is a navigation bar with the Pearson logo and the text 'ALWAYS LEARNING'. Below this, there is a header area with 'Welcome,' and a list of links: 'My Courses', 'My profile', 'Feedback', 'Help', 'Support', and 'Logout'. The main content area is divided into two sections: 'My Courses' and 'Announcements'. The 'My Courses' section has a button labeled 'Enroll in a Course'. The 'Announcements' section has a button labeled 'Archive'. A dialog box titled 'Course Assistant Intro' is open, displaying the following text:

Mutlu,
Welcome to your course!
Before you can enroll in your course, make sure you have the course ID provided by your instructor. Course IDs look like this: CRSWEHA-345128.

- If You have your course ID, click "Enroll in a Course" and follow the step-by-step instructions.
- If you do not have your course ID, please contact your instructor to get it.

If a self-study course has been made available to you, you do not need a course ID. Close this dialog and open your self-study course.
IMPORTANT: Any work you complete in self-study course WILL NOT be carried forward to your instructor-led course. You should check with your instructor about his or her plans for the self-study course to ensure you do not lose any work.

Do not display this message again.

OK Cancel

•Sisteme giriş yaptığınızda karşınıza gelen iki bilgilendirme mesajındaki **OK** ve **Next** butonlarına tıklayınız.

•Açılır pencerelere erişebilmeniz için tarayıcınızdan izin vermeniz gerektiğini unutmayınız.

My Courses Enroll in a Course

The following courses are available to you. Click the course name or select Open from the options menu to open the course you want to work with. To join another course, click the Enroll in a Course button.

Course name
No course found.

Announcements Archive

System announcements appear here. Click on the subject to open the announcement. Click the Archive button to view announcement history.

Subject	Received
No announcements found	

- İlk olarak işaretle gösterilmiş **My Profile** bağlantısına tıklayarak bölge ayarlarımızı yapmanız gerekmektedir.

My profile

My Pearson account

To make changes to y
[Account summary tool](#)

Time zone

Select your time zone pr

Time zone

(GMT+01:00) Amsterdam, Berlin, Bern, Rome, Stockholm, Vienna
(GMT+01:00) West Central Africa
(GMT+02:00) Bucharest
(GMT+02:00) Cairo
(GMT+02:00) Helsinki, Kiev, Riga, Sofia, Tallinn, Vilnius
✓ (GMT+02:00) Athens, Beirut, Istanbul, Minsk
(GMT+02:00) Jerusalem
(GMT+02:00) Harare, Pretoria
(GMT+03:00) Moscow, St. Petersburg, Volgograd
(GMT+03:00) Kuwait, Riyadh
(GMT+03:00) Nairobi
(GMT+03:00) Baghdad
(GMT+03:30) Tehran
(GMT+04:00) Abu Dhabi, Muscat
(GMT+04:00) Baku, Tbilisi, Yerevan
(GMT+04:30) Kabul
(GMT+05:00) Ekaterinburg
(GMT+05:00) Islamabad, Karachi, Tashkent
(GMT+05:30) Chennai, Kolkata, Mumbai, New Delhi

(GMT-05:00) Eastern Time (US and Canada) *

Time and date format

Select an item to match its preference

Format

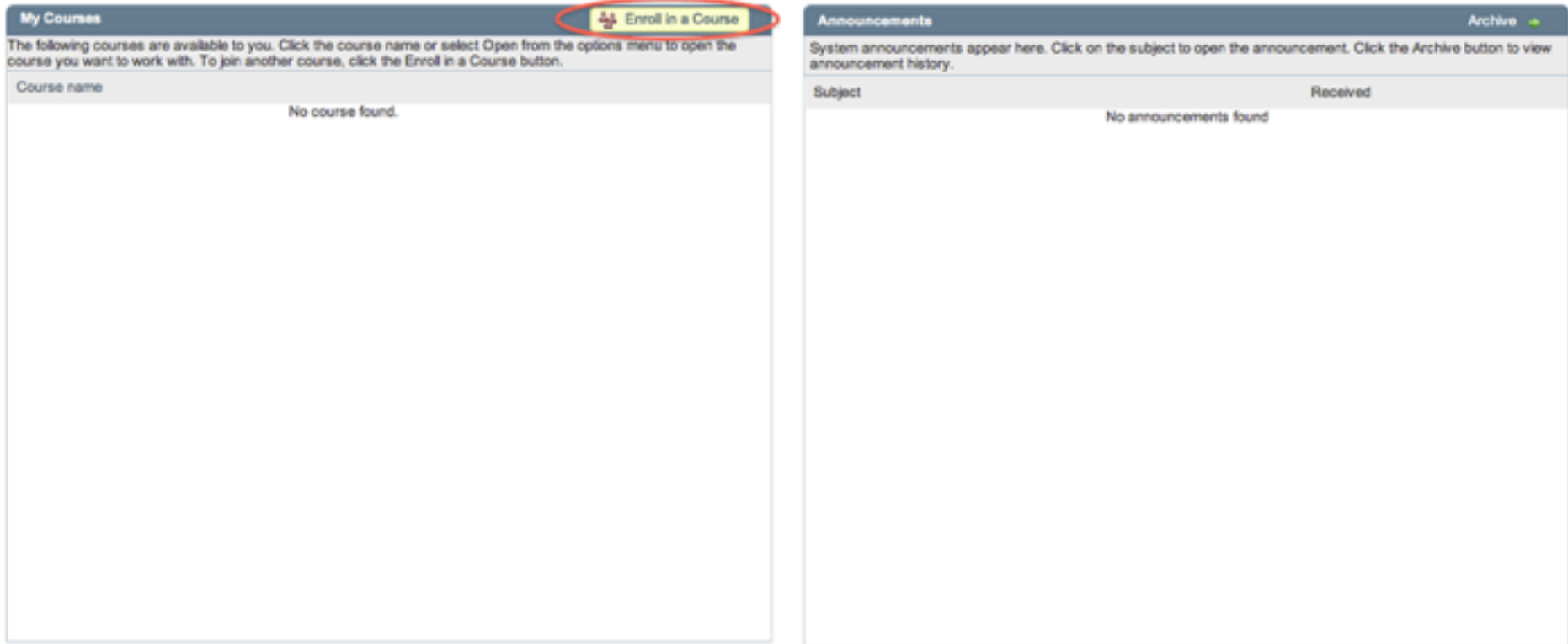
English (United States) *

Time will be displayed as: 3:16 PM

Date will be displayed as: 12/7/2011

Save Cancel

•Zaman dilimi (**Time zone**) olarak **GMT +2 Athens, Beirut, Istanbul, Minsk** seçip **Save** butonuna tıklayınız.



The screenshot displays two main sections: 'My Courses' and 'Announcements'. In the 'My Courses' section, the 'Enroll in a Course' button is highlighted with a red circle. Below it, a table with the header 'Course name' shows 'No course found.' In the 'Announcements' section, the 'Archive' button is visible, and a table with the header 'Subject' shows 'No announcements found.'

- Tekrar ana sayfamıza dönüp yukarıda da işaretli olan **Enroll in a Course** butonuna tıklayınız.
- Bu bölümde yapacaklarınız için öğretmeninizin size bir şube kodu (**course id**) vermesi gerekmektedir.

PEARSON Education

Steps to Register


- 1 Course ID
- 2 Confirm Course
- 3 Confirmation & Summary

1 Course ID

[? Need help?](#)

* Fields are required

* Course ID

The instructor is the only person who can provide your Course ID. If you do not have a Course ID, please contact your instructor to obtain your Course ID.

A Sample Course ID looks like: CRSWE9D-10000000378

2 Confirm Course

Verify Course and Instructor

The Course ID you entered matched the following instructor and course.

Course:
End Date:

Instructor: **Instructor E-mail:**

Please verify that the course information above is correct. If the course name is incorrect, confirm the Course ID with the instructor, enter correct CourseID and Click the "Confirm" button to continue.

•Öğretmeninizden aldığınız şube kodunu(**course id**) ilgili alana yazıp **Submit** butonuna tıklayınız.

Verify Course and Instructor

The Course ID you entered matched the following instructor and course.

Course: LL Int 1

End Date: 8/31/2012 11:59:00 PM

Instructor:

Pearson DEMO

Instructor E-mail:

support.turkey@pearson.com

Please verify that the course information above is correct. If the course name is incorrect, confirm the Course ID with the instructor, enter correct CourseID and Click the "Confirm" button to continue.

License Agreement and Privacy Policy

By submitting this page, you indicate that you have read, understood, and agree to our [license agreement](#) and [privacy policy](#).

Confirm ▶

3 Summary

You have successfully subscribed to a Pearson Education online product. You will receive a confirmation e-mail shortly. We encourage you to [print a copy](#) of this page for your records.

Login Name and Password

You will be prompted to enter your Login Name and Password each time you want to access a product listed below.

Login Name : support.turkey3

Password : *****

You Now Have Access To

LL Int 1 (CRSC08Z-634629), taught by Pearson DEMO (support.turkey@pearson.com).

Enter Course Now ▶

•Şube kodunuza ait bilgileri kontrol edip, önce **Confirm** butonuna, sonra da **Enter Course Now** butonuna tıklayınız.

My Courses [Enroll in a Course](#)

The following courses are available to you. Click the course name or select Open from the options menu to open the course you want to work with. To join another course, click the Enroll in a Course button.

Course name

LL Int 1

Course ID: CRSCDSZ-634029

mylanguageleaderlab

Announcements [Archive](#)

System announcements appear here. Click on the subject to open the announcement. Click the Archive button to view announcement history.

Subject	Received
No announcements found	

- Tebrikler! Sınıfınıza dahil oldunuz. İçeriklere erişmek için yukarıda da görebileceğiniz işaretli bağlantıyı kullanabilirsiniz.
- İçeriklere erişmek için artık giriş adı ve şifrenizi kullanmanız yeterli.
- İyi çalışmalar



Türkiye Destek Merkezi

e-posta: support.turkey@pearson.com

telefon: (0212) 288 69 41

Ankara Destek Merkezi

e-posta: ankaradestek.pearson@gmail.com

telefon: (0312) 437 77 80

- Destek Merkezlerimiz **Pazartesi-Cuma** arası **9:00-17:00** arası hizmet vermektedir.
- Size daha sağlıklı yardım edebilmemiz için, kullandığınız ürünün adı ve seviyesini, erişim kodunuzu, üniversitenizi ve şube kodunuzu e-posta aracılığı ile bize iletmeyi unutmayınız.